





District Health Assessment for Multiple District 201 through March 2025

		Clubs							Membership							Member Strength		Cancellation		Reports			Finance	Leadership			
District Name	Status/ Number of Months in Status *	Active Clubs	Clubs in Status Quo	Total Clubs	% Status Quo Clubs in Financial Suspension	New Clubs	Cancelled Clubs	YTD Net Club Gain/ Loss	Current Members In Active Clubs	Current Members In Status Quo Clubs	Current Total Members Count	YTD Add	YTD Drop	YTD NetGrowth (includes Active and Status Quo)	YTD NetGrowth% (includes Active and Status Quo)	Member Count 12 Months Ago	Average Member Count Per Club	% of Clubs with less than 20 members	Average Cancelled Club Age	Members Lost Due to Cancelled Clubs	% of Clubs Reporting Service	% No MMR in 3 Months	% No Officer Report in 12 months	% of Clubs with balance 90+ days	Number of Zone Chairs Recorded	Number of Region Chairs Recorded	District Officers Vacancies **
201N1	T(15)	61	0	61	0%	0	1	-1	1209	0	1209	110	103	7	0.58%	1,245	20	56%	50	0	64%	25%	5%	7%	14	0	2nd VDG
201N2		62	0	62	0%	1	4	-3	1316	0	1316	126	130	-4	-0.30%	1,342	21	55%	39	7	73%	35%	0%	13%	11	0	GMT
201N3	T(24)	54	0	54	0%	0	0	0	1068	0	1068	109	87	22	2.10%	1,059	20	54%	0	0	80%	24%	0%	2%	10	1	
201N4	T(24)	43	0	43	0%	0	2	-2	793	0	793	53	66	-13	-1.61%	861	18	67%	58	0	51%	23%	0%	0%	8	0	
201N5		83	0	83	0%	1	0	1	1864	0	1864	253	336	-83	-4.26%	1,941	22	54%	0	0	96%	40%	0%	16%	14	4	
201Q1		67	0	67	0%	0	1	-1	1366	0	1366	113	139	-26	-1.87%	1,413	20	58%	9	0	99%	34%	1%	9%	26	0	
201Q2	T(24)	63	0	63	0%	0	0	0	1032	0	1032	100	98	2	0.19%	1,008	16	68%	0	0	60%	51%	6%	8%	12	0	
201Q3		64	0	64	0%	0	2	-2	1431	0	1431	137	115	22	1.56%	1,406	22	50%	14	6	86%	25%	0%	0%	10	0	
201Q4	T(24)	59	0	59	0%	0	1	-1	955	0	955	74	86	-12	-1.24%	982	16	75%	45	0	75%	49%	2%	0%	13	1	
201C1	T(24)	54	0	54	0%	1	0	1	1102	0	1102	143	94	49	4.65%	1,090	20	54%	0	0	61%	26%	0%	24%	8	0	
201C2		58	0	58	0%	0	1	-1	1401	0	1401	115	146	-31	-2.16%	1,458	24	41%	52	8	72%	9%	0%	12%	11	0	
201T1	T(24)	45	0	45	0%	0	2	-2	900	0	900	67	90	-23	-2.49%	937	20	62%	41	16	78%	40%	0%	22%	9	2	
201V2		62	0	62	0%	0	1	-1	1256	0	1256	106	128	-22	-1.72%	1,289	20	56%	51	4	81%	27%	0%	11%	11	4	
201V3	T(24)	59	1	60	100%	1	4	-3	1020	10	1030	126	170	-44	-4.10%	1,135	17	65%	34	17	37%	42%	0%	17%	12	1	
201V5	T(13)	66	0	66	0%	0	0	0	1233	0	1233	123	127	-4	-0.32%	1,283	19	55%	0	0	97%	36%	3%	24%	9	0	
201V6	T(24)	55	0	55	0%	0	0	0	1024	0	1024	79	109	-30	-2.85%	1,051	19	60%	0	0	96%	38%	0%	0%	9	0	GMT




District Health Assessment for Multiple District 201 through March 2025

		Clubs							Membership							Member Strength		Cancellation		Reports			Finance		Leadership		
District Name	Status/ Number of Months in Status *	Active Clubs	Clubs in Status Quo	Total Clubs	% Status Quo Clubs in Financial Suspension	New Clubs	Cancelled Clubs	YTD Net Club Gain/Loss	Current Members In Active Clubs	Current Members In Status Quo Clubs	Current Total Members Count	YTD Add	YTD Drop	YTD NetGrowth (includes Active and Status Quo)	YTD NetGrowth% (includes Active and Status Quo)	Member Count 12 Months Ago	Average Member Count Per Club	% of Clubs with less than 20 members	Average Cancelled Club Age	Members Lost Due to Cancelled Clubs	% of Clubs Reporting Service	% No MMR in 3 Months	% No Officer Report in 12 months	% of Clubs with balance 90+ days	Number of Zone Chairs Recorded	Number of Region Chairs Recorded	District Officers Vacancies **
201V14	T(24)	72	0	72	0%	0	0	0	1136	0	1136	70	81	-11	-0.96%	1,164	16	74%	0	0	68%	32%	1%	26%	10	0	GST
201WA		94	0	94	0%	0	0	0	1748	0	1748	163	136	27	1.57%	1,755	19	59%	0	0	69%	33%	3%	10%	18	8	
		1121	1	1122	100%	4	19	-15	21854	10	21864	2067	2241	-174	-0.79%	22,419	20	59%	38	58	75%	33%	1%	11%	215	21	



District Health Assessment for Multiple District 202 through March 2025

		Clubs							Membership							Member Strength		Cancellation		Reports			Finance	Leadership			
District Name	Status/ Number of Months in Status *	Active Clubs	Clubs in Status Quo	Total Clubs	% Status Quo Clubs in Financial Suspension	New Clubs	Cancelled Clubs	YTD Net Club Gain/Loss	Current Members In Active Clubs	Current Members In Status Quo Clubs	Current Total Members Count	YTD Add	YTD Drop	YTD NetGrowth (includes Active and Status Quo)	YTD NetGrowth% (includes Active and Status Quo)	Member Count 12 Months Ago	Average Member Count Per Club	% of Clubs with less than 20 members	Average Cancelled Club Age	Members Lost Due to Cancelled Clubs	% of Clubs Reporting Service	% No MMR in 3 Months	% No Officer Report in 12 months	% of Clubs with balance 90+ days	Number of Zone Chairs Recorded	Number of Region Chairs Recorded	District Officers Vacancies **
202 D	T(24)	33	0	33	0%	0	0	0	974	0	974	70	63	7	0.72%	956	30	24%	0	0	61%	30%	0%	0%	8	0	2nd VDG
202 E	T(24)	40	0	40	0%	0	1	-1	1119	0	1119	124	104	20	1.82%	1,128	28	30%	36	0	65%	33%	5%	3%	0	0	GST
202 F	T(24)	39	0	39	0%	0	2	-2	1139	0	1139	54	62	-8	-0.70%	1,162	29	28%	47	0	72%	56%	0%	8%	7	1	
202 J	T(24)	33	0	33	0%	0	0	0	1142	0	1142	63	58	5	0.44%	1,154	35	15%	0	0	48%	42%	3%	3%	5	0	
202 K	T(24)	56	0	56	0%	1	2	-1	1082	0	1082	109	95	14	1.31%	1,109	19	52%	38	0	59%	50%	0%	9%	10	4	
202 L		51	0	51	0%	0	1	-1	1274	0	1274	85	107	-22	-1.70%	1,308	25	35%	62	15	61%	39%	0%	2%	9	2	
202 M	T(24)	35	0	35	0%	0	2	-2	833	0	833	52	60	-8	-0.95%	884	24	37%	61	0	60%	34%	0%	0%	9	0	
		287	0	287	0%	1	8	-7	7563	0	7563	557	549	8	0.11%	7,701	26	33%	49	15	61%	41%	1%	4%	48	7	



District Health Assessment for Multiple District 307 through March 2025

District Name	Status/ Number of Months in Status *	Clubs							Membership							Member Strength		Cancellation		Reports			Finance	Leadership			
		Active Clubs	Clubs in Status Quo	Total Clubs	% Status Quo Clubs in Financial Suspension	New Clubs	Cancelled Clubs	YTD Net Club Gain/Loss	Current Members In Active Clubs	Current Members In Status Quo Clubs	Current Total Members Count	YTD Add	YTD Drop	YTD NetGrowth (includes Active and Status Quo)	YTD NetGrowth% (includes Active and Status Quo)	Member Count 12 Months Ago	Average Member Count Per Club	% of Clubs with less than 20 members	Average Cancelled Club Age	Members Lost Due to Cancelled Clubs	% of Clubs Reporting Service	% No MMR in 3 Months	% No Officer Report in 12 months	% of Clubs with balance 90+ days	Number of Zone Chairs Recorded	Number of Region Chairs Recorded	District Officers Vacancies **
307 A1		122	0	122	0%	17	3	14	2845	0	2845	692	335	357	14.35%	2,553	23	43%	12	15	68%	67%	4%	39%	19	8	
307 A2		129	0	129	0%	8	4	4	4591	0	4591	778	546	232	5.32%	4,015	36	19%	4	67	86%	58%	0%	36%	28	0	
307B1		98	0	98	0%	9	2	7	2336	0	2336	459	305	154	7.06%	2,062	24	39%	8	28	86%	69%	0%	13%	16	5	
307B2		154	0	154	0%	26	4	22	4294	0	4294	879	607	272	6.76%	3,842	28	33%	3	50	62%	53%	6%	25%	27	6	
		503	0	503	0%	60	13	47	14066	0	14066	2808	1793	1015	7.78%	12,472	28	33%	6	160	74%	61%	3%	29%	90	19	



District Health Assessment for Ident 5807 - TAHITI - UND through March 2025

Status/ District Name of Months in Status *		Clubs							Membership							Member Strength		Cancellation		Reports			Finance	Leadership			
		Active Clubs	Clubs in Status Quo	Total Clubs	% Status Quo Clubs in Financial Suspension	New Clubs	Cancelled Clubs	YTD Net Club Gain/ Loss	Current Members In Active Clubs	Current Members In Status Quo Clubs	Current Total Members Count	YTD Add	YTD Drop	YTD NetGrowth (includes Active and Status Quo)	YTD NetGrowth% (includes Active and Status Quo)	Member Count 12 Months Ago	Average Member Count Per Club	% of Clubs with less than 20 members	Average Cancelled Club Age	Members Lost Due to Cancelled Clubs	% of Clubs Reporting Service	% No MMR in 3 Months	% No Officer Report in 12 months	% of Clubs with balance 90+ days	Number of Zone Chairs Recorded	Number of Region Chairs Recorded	District Officers Vacancies **
Ident 5807 - TAHITI		1	0	1	0%	0	0	0	23	0	23	4	3	1	4.55%	22	23	0%	0	0	100%	0%	0%	0%	0	0	
		1	0	1	0%	0	0	0	23	0	23	4	3	1	4.55%	22	23	0%	0	0	100%	0%	0%	0%	0	0	



District Health Assessment for Ident 5895 - NEW CALEDONIA - UND through March 2025

Status/ District Name Number of Months in Status *		Clubs							Membership							Member Strength		Cancellation		Reports			Finance	Leadership			
		Active Clubs	Clubs in Status Quo	Total Clubs	% Status Quo Clubs in Financial Suspension	New Clubs	Cancelled Clubs	YTD Net Club Gain/Loss	Current Members In Active Clubs	Current Members In Status Quo Clubs	Current Total Members Count	YTD Add	YTD Drop	YTD NetGrowth (includes Active and Status Quo)	YTD NetGrowth% (includes Active and Status Quo)	Member Count 12 Months Ago	Average Member Count Per Club	% of Clubs with less than 20 members	Average Cancelled Club Age	Members Lost Due to Cancelled Clubs	% of Clubs Reporting Service	% No MMR in 3 Months	% No Officer Report in 12 months	% of Clubs with balance 90+ days	Number of Zone Chairs Recorded	Number of Region Chairs Recorded	District Officers Vacancies **
Ident 5895 - NEW CALEDONIA		12	0	12	0%	1	0	1	194	0	194	34	19	15	8.38%	181	16	75%	0	0	75%	42%	0%	17%	0	0	
		12	0	12	0%	1	0	1	194	0	194	34	19	15	8.38%	181	16	75%	0	0	75%	42%	0%	17%	0	0	

* - District Status: P - Provisional, T - Transitional.
** - District Officers Vacancies: DG - District Governor, 1st VDG - First Vice District Governor, 2nd VDG - Second Vice District Governor.